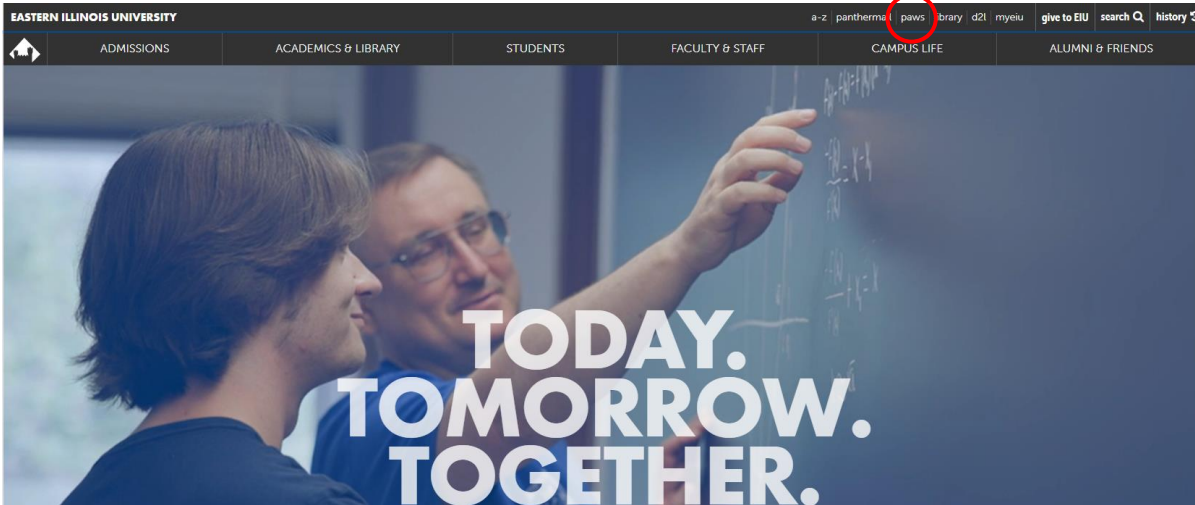


## Guide to View My Textbooks

- 1). Go to EIU's Homepage ([www.eiu.edu](http://www.eiu.edu)).
- 2). Click on *PAWS*.



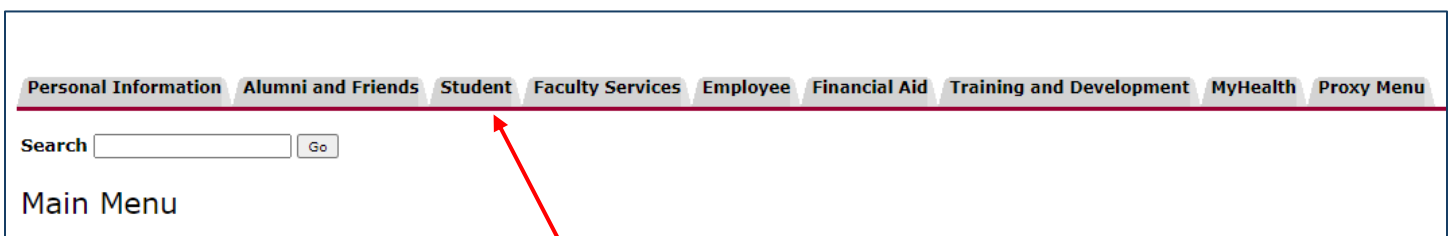
- 3). Click *Login to PAWS*.

LOGIN TO PAWS →

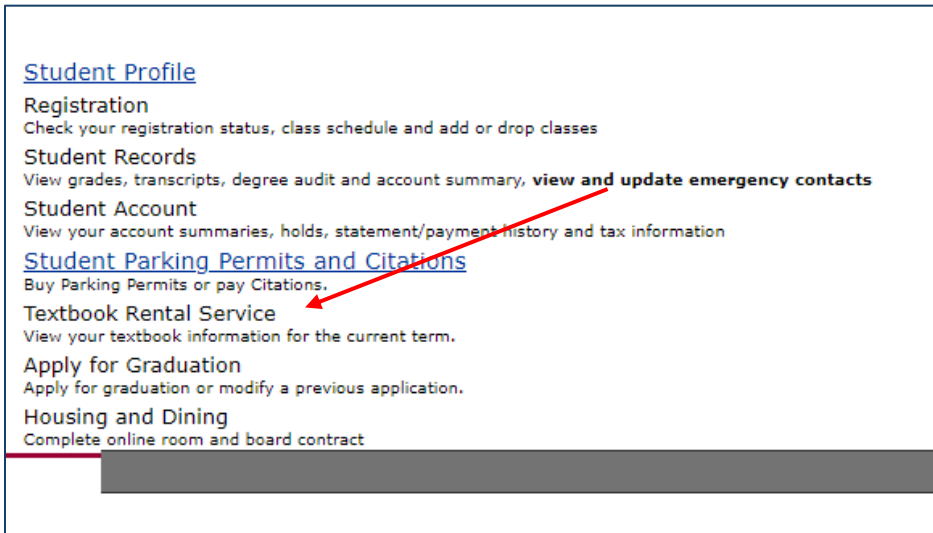
- 4). Login to PAWS by entering your EIU NetID and password.

Sign in with your NetID

- 5). Once logged in to PAWS, click the *student* tab.



6). Click Textbook Rental Service.



The screenshot shows a list of student services. A red arrow points from the text 'view and update emergency contacts' in the 'Student Records' section to the 'Textbook Rental Service' link. Below the list is a greyed-out area.

[Student Profile](#)

**Registration**  
Check your registration status, class schedule and add or drop classes

**Student Records**  
View grades, transcripts, degree audit and account summary, **view and update emergency contacts**

**Student Account**  
View your account summaries, holds, statement/payment history and tax information

[Student Parking Permits and Citations](#)  
Buy Parking Permits or pay Citations.

**Textbook Rental Service**  
View your textbook information for the current term.

**Apply for Graduation**  
Apply for graduation or modify a previous application.

**Housing and Dining**  
Complete online room and board contract

You should now be able to view your textbooks that you will need to pick up from Textbook Rental Service!